


NERLITE® PHARMALITE



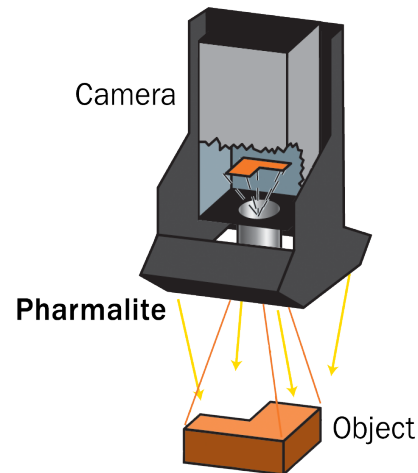
Lighting Solution for Labels & Packaging

Microscan's Smart Series NERLITE products feature built-in controllers for a complete and easily integrated solution.

NERLITE Pharmalite is ideally suited for illuminating labels, packaging containers, and other products in the pharmaceutical industry, as well as a variety of other packaging applications. The dark field geometry evenly illuminates flat, glossy surfaces without glare or hot spots. The Pharmalite camera mounting bracket simplifies integration by allowing direct mounting of Microscan imagers, smart cameras and GigE cameras.


Pharmalite: At a Glance

- Smart Series: Built-in controller with adjustable intensity continuous mode and high output strobe mode
- Integrated Pulse Width Modulation (PWM) feature for dimming and on-off control
- Mounting bracket allows easy, direct attachment to a variety of cameras:
 - QX Hawk and Vision HAWK
 - C-Mount QX Hawk and Vision HAWK
 - Visionscape GigE Camera



Illumination Example:

Ring Light



Pharmalite



Glossy label: Uniformly illuminated resulting in reliable reading and decoding.

Application Examples

- Illuminate glossy or dull flat surfaces
- Label inspection
- Printed packaging inspection
- Dark field applications where direct mounting to the camera is desirable

NERLITE[®] PHARMALITE SPECIFICATIONS AND OPTIONS

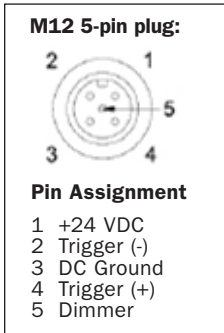
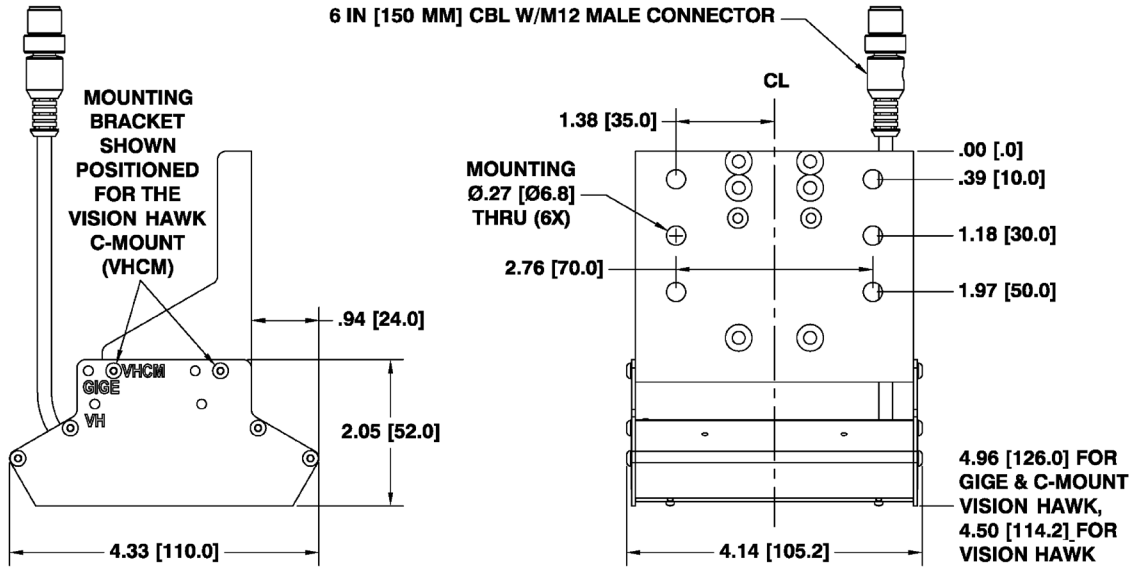
PHARMALITE

DESCRIPTION	nm/K	CONT. CURRENT	STROBE CURRENT	mcd	
				CONT.	STROBE
Pharmalite, Smart Series, White	6700 K	160 mA	850 mA	352128	1743476

Aperture Dimensions: 1.79" (45.4 mm) x W 3.90" (99.1 mm) **Field of View:** 2" (50.8 mm) x 1.5" (38.1 mm)

Stand Off: 1.5" (38.1 mm) to 2" (50.8 mm) **Weight:** 11.2 oz. (318 g)

Dimensions: H 4.96" (126 mm) x W 4.14" (105.2 mm) x D 4.33" (110 mm)



ENVIRONMENTAL

Enclosure: Black anodized aluminum, IP50 rated

Operating Temperature: 0° to 50° C (32° to 122° F)

Storage Temperature: 0° to 50° C (32° to 122° F); **Humidity:** up to 95% (non-condensing)

LIGHTING PARAMETERS

Aperture Dimensions Defined: Dimensions of opening through the illuminator.

Field of View Defined: Largest recommended evenly illuminated area as seen from the camera (also known as Area of Interest [AOI]).

Stand Off Defined: Recommended distance between the bottom of the light and the surface of the object being illuminated.

LIGHT SOURCE

Type: High output LEDs

Light Output: Millicandelas

Expected Life: 36,000 hours; **Eye Safety:** EN 60825-1: Class 1

CONNECTOR

Type: M12 5-pin plug, A-code, 6 in. (150 mm) integrated cable

ELECTRICAL

Power: 20.2–28.8 VDC

Continuous Operation: No additional signals required

Continuous Operation with Dimming: 0 VDC (LEDs off) to 3.1–3.5 VDC (LEDs on) PWM signal. < 1 mA, modulation frequency 2 KHz +/- 100 Hz. Note: LED duty cycle will equal duty cycle of dimming signal when using this mode.

Continuous Operation with On/Off Control: 0 VDC (LEDs off) to 3.1–3.5 VDC (LEDs on), < 1 mA

High Output Strobe Operation: Optoisolated. 0 VDC (LEDs off) to 3.1–28.8 VDC (LEDs on). 10 mA max, 5 µs min to 10 mS max pulse width. Note: High Output Strobe internally limits LED frequency and pulse width to maximum of 90 Hz and 1 mS respectively.

CE COMPLIANT

ISO CERTIFICATION

Certified ISO 9001:2008 Quality Management System

©2012 Microscan Systems, Inc. SP077A 04/12

Microscan Applications Engineering is available to assist with evaluations. Results may vary depending on symbol quality. **Warranty**—One year limited warranty on parts and labor. Free extended 3 year warranty upon online product registration.

MICROSCAN[®]

Microscan Systems Inc.

株式会社サイレンスネット

〒222-0033 横浜市港北区新横浜2-5-9

新横浜フジカビル

tel. 045-475-1555 fax. 045-475-3275

www.silencenet.com