

ABOUT TIMES-7

We are a high-tech company specializing in the design and manufacture of RAIN (UHF) RFID antennas. Founded in 2006, Times-7 has developed the largest portfolio of fixed RAIN RFID reader antennas. Based in Lower Hutt, New Zealand we export all over the world through an authorized network.

Times-7 antennas are famous for their quality and performance.

In addition to our world-class products and in-depth expertise, our customers appreciate Times-7's customer service and technical support.

We are responsive in supporting a large global customer base and ensuring the success of our customer's implementations.

Times-7 Research Ltd
10 Te Puni Street
Lower Hutt 5012
New Zealand

NEW Zealand
P: +64 4 974 6566

USA/CANADA
P: +1 408 769 5025

E: sales@times-7.com

www.times-7.com



The A8060 door frame antenna

The SlimLine A8060 is a unique, ultra-low profile linear flat panel UHF antenna. The durable A8060 easily transforms existing doorways into an RFID portal or read point.

At just 10.5 mm / 0.4 " thickness and with integrated mounting holes requiring no extra frames and mounting kits for installation, the A8060 is a portal antenna solution with absolutely no compromise on spatial dimensions. Versatile and good-looking, the A8060 works as a left, right and/or top antenna.

When combined with a SlimLine ground antenna (e.g. the A6590C), the A8060 makes a high performance, cost effective RFID portal a reality.

- Unique ultra-low profile door frame antenna
- Just 10.5 mm / 0.4" thick
- Easily transforms existing doorways into RFID portal / read points
- Ideal for all forms of asset & people tracking in portal RFID deployments

Order Information

Ordering Information (please quote product code, band / cable type & part no.)

Antenna Product Code	Band	Part No.
A8060	ETSI 865-868 MHz	71442
A8060	FCC 902-928 MHz	71416
Cable Accessories Product Code	Cable Type	Part No.
Cable 2 m, SMA to RPTNC	T7 195 / 240 / 400	71436 / 71782 / 72042
Cable 4 m, SMA to RPTNC	T7 240 / 400	71784 / 72043
Cable 6 m, SMA to RPTNC	T7 240 / 400	71904 / 72044
Cable 8 m, SMA to RPTNC	T7 240 / 400	71788 / 72045

*Built in New Zealand. ROHS & CE compliant.

View the Times-7 Cable Accessory datasheet [here](#)

Specifications

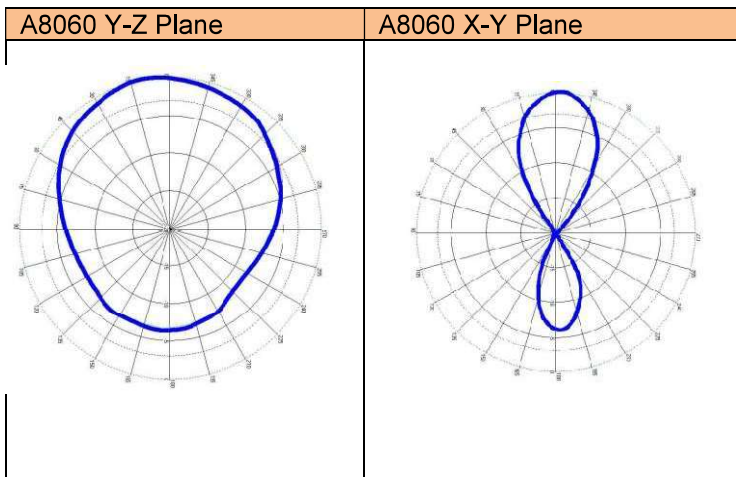
Physical / Environmental Specifications

Dimensions: Length (x) x Width (y) x Depth (z)	650 mm x 88 mm x 9.6 mm 25.59" x 3.54" x 0.41"
Boxed unit dimensions: (L x W x D)	670 mm x 100 mm x 20 mm 26.37" x 3.93" x 0.78"
Net Weight:	0.532 kg / 1.25 lbs.
Gross Weight:	0.651 kg / 1.43 lbs.
Radome Material:	Fire retardant ABS
Environmental Rating:	IP54
Operating / Storage Temperature:	-20° to +55°C / -30° to +65°C -4° to +131°F / -22° to +149°F
Mounting:	Integrated mounting guides / Adhesive foam strip
Connector type / position:	SMA female side fly lead (300 mm / 1')

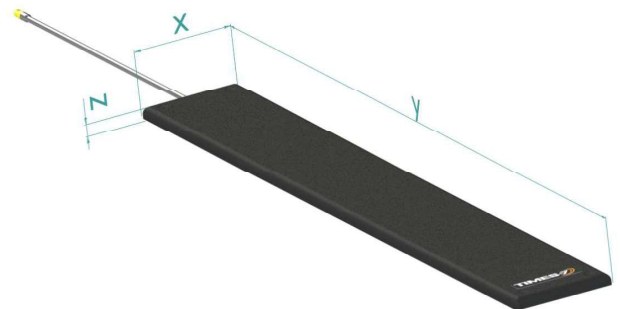
Electrical Specifications

Frequency Range:	865-868 MHz / 902-928 MHz
Polarization:	Horizontally Linear
Far-field Gain:	5 dBi
Far-field 3 dB beamwidth: *	110° in yz-plane, 30° in xz-plane
VSWR	1.8 typical
Front to back ratio:	-7 dB
Nominal Impedance:	50 Ω
Anti-static protection:	Yes, DC grounded
Maximum Input Power:	3 W
Antenna detection	10 K Ω resistance

Radiation Pattern



Azimuth Planes




Mechanical Drawing for the A8060



4x Mounting Guide for $\varnothing 6$ screws/bolts or smaller. Marker on front surface, pre-drilled on rear. See mounting instructions for further details.




Linearly polarized parallel to the long edge of the antenna



Adhesive mounting strip

Adhesive mounting strip



THE INFORMATION CONTAINED IN THIS DRAWING IS THE SOLE PROPERTY OF TIMES-7 LTD. ANY REPRODUCTION IN PART OR AS A WHOLE WITHOUT THE WRITTEN PERMISSION OF TIMES-7 IS PROHIBITED.		DIMENSIONS ARE IN mm UNLESS OTHERWISE SPECIFIED TOLERANCES: NO DECIMAL PLACES ± 1 ONE PLACE DECIMAL ± 0.5				DESCRIPTION A8060 Antenna	
DRAWN C Wilson	SIGNATURE 	DATE 06/06/2019	SIZE A3	PART NO. 71422 (ETSI) / 71416 (FCC)	REV D	DO NOT SCALE DRAWING	
APPROVED R Lopez	SIGNATURE 	DATE 11/06/2019	SHEET 1 OF 1				

Mounting Information

Flush mount

- The A8060 has 4 drill guides on the antenna radome, which can be drilled through without damaging the antenna. For the exact position please refer to the mechanical drawings. For further instructions please click [here](#).

Installation Instructions

Please ensure

- Ensure that only finger tightness is used for the SMA connector. Use of tools to tighten the connector will apply excessive force and will damage the connector.
- Avoid any load or bending force from the cable on the connector.
- That the antenna is attached (with either the included adhesive tape or mounting screws) to a flat surface.

Applications

Asset & people tracking

The A8060 Antenna is perfect for tracking people at events through an RFID portal/doorway deployment. This antenna easily fits into any door frame to track people who move through it.



Hospital patient tracking

The A8060 antenna allows hospitals to track the most vulnerable patients and reduce injuries due to falls or wandering. Patient tracking improves patient flow within the hospital.



OUR GLOBAL NETWORK

In addition to our world-class products and in-depth expertise, Times-7 is known for their quality of customer service and technical support. We place emphasis on our responsiveness in supporting a large global customer base and ensuring the success of our customer's implementations.

Times-7 Research Ltd
10 Te Puni Street
Lower Hutt 5012
New Zealand

NEW ZEALAND
P: +64 4 974 6566

USA/CANADA
P: +1 408 769 5025

E: sales@times-7.com

www.times-7.com

The technical data contained in this publication is not a guarantee for which Times-7 Research Ltd assumes legal accountability. It is indicative of typical performance, and if required should be relied on for specific applications only after due verification.

All technical data, specifications and other information contained herein are deemed to be the proprietary intellectual property of Times-7 Research Ltd. No reproduction, copy or use thereof may be made without the express written consent of Times-7 Research Ltd.

Times-7, and the stylized T-7 Antennas logo are trademarks or registered trademarks of Times-7 Research Ltd. All other trademarks are the property of their respective owners.

© 2022 Times-7 Research Ltd. All rights reserved. Specifications are subject to change without notice.

Datasheet v3.0