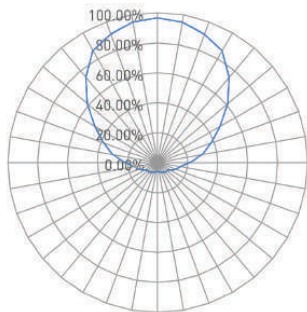




## PICO ON

### Technical Specifications

- **RF protocol** EPC global Class 1 Gen 2
- **Frequency** 902-928 MHz (US); 865-868 MHz (EU)
- **IC type (chip)**<sup>1</sup> Alien Higgs 9
- **Chip memory**<sup>2</sup> 96 bits EPC, 48 bits TID, 688 bits user memory
- **Read range fixed**<sup>3</sup> Up to 9.84 ft (3 m)
- **Read range handheld**<sup>3</sup> Up to 6.56 ft (2 m)
- **Polarization** Linear
- **Radiation pattern on metal**



### Key Features

- + **Small form factor:** fits small asset
- + **200°C:** withstand high temperatures
- + **3 m read range:** superior performance-to-size ratio
- + **IP68 rating:** waterproof

### Applications

- **Hand tools for manufacturing, aerospace, railways, nuclear, military, Oil & Gas**
- **Weapon management**
- **Oilfield equipment**
- **Data centers**

### Environmental Specifications

#### Temperatures

- Operational -40°C to +85°C
- Survival -40°C to +150°C (168 hours)
- Peak 200°C

- **IP rating** IP68
- **Compression strength** 170 psi (1,176 kPa)
- **Shock** 3 ft (1 m) to concrete/granite
- **Vibration** MIL-STD-810G
- **Warranty** 1 year

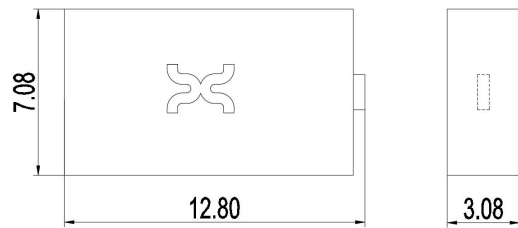
<sup>1</sup> The chip data retention is up to 50 years, based on chip operating under general environment conditions.

<sup>2</sup> EPC can be re-programmed, password protected, or permanently locked. TID is locked and unique at the point of manufacturing.

<sup>3</sup> Performance based on standard testing methodologies. Performance may vary depending on environmental factors and reader output power.

## Physical Specifications

- **Material** Ceramic
- **Dimensions (in)** 0.50 x 0.28 x 0.12
- **Dimensions (mm)<sup>1</sup>** 12.80 x 7.08 x 3.08
- **Weight** 0.05 oz (1.40 g)



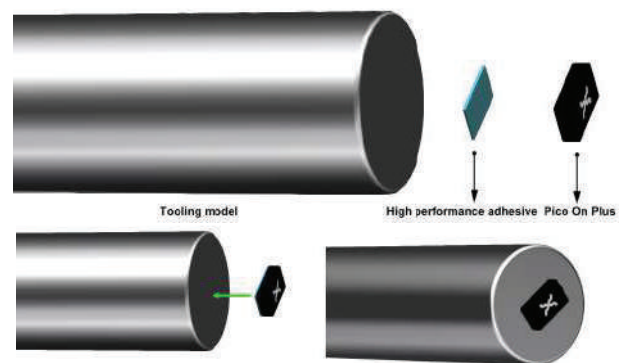
## Mounting Systems

- Industrial adhesive

## Installation Instructions

To obtain the maximum adhesion, the following steps should be taken:

1. Clean surface using Isopropyl alcohol, or equivalent solvent to ensure the surface is free of dirt, dust, oil, and other debris that may affect adhesion.
2. Peel adhesive liner from the back of the tag, ensuring the adhesive is not contacted.
3. Place tag in desired location and firmly apply even pressure for up to 30 seconds.
4. To ensure proper curing of adhesive, allow ample cure time of up to 12 hours before handling.



<sup>1</sup>Tolerance: +/- 0.004; +/- 0.100

## Industry Compliance



## Order Information

PICO On US: X3110-US001-H9

PICO On EU: X3110-EU001-H9

## Customization Options

Encoding

Laser Marking

Printing

ATEX Certified Version

株式会社サイレンスネット [www.silencenet.com](http://www.silencenet.com)  
 〒222-0033 横浜市港北区新横浜2-5-9 新横浜フジカビル tel. 045-475-1555 fax. 045-475-3275